

GBF SentryLink Smart Video Intercom


Tenant User Manual



1

Install app "doordeer"

Download Doordeer in APP store (iPhone or iPad) or google play store (Android mobile phone)

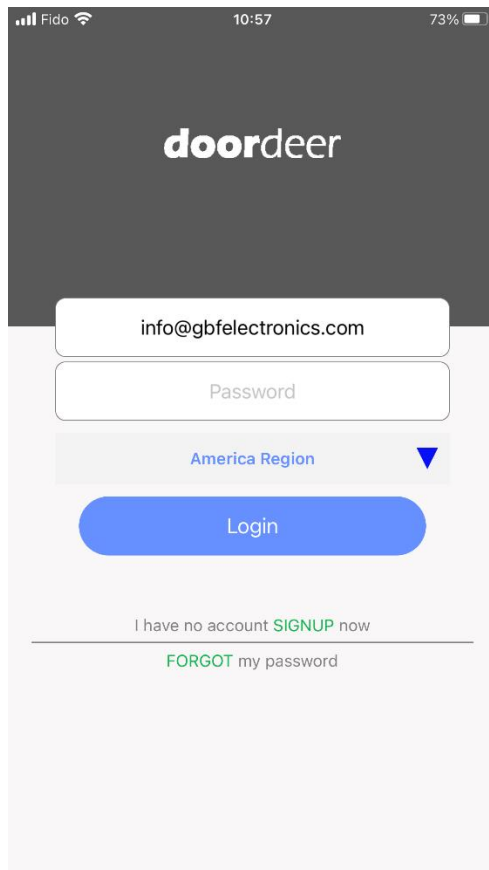


2

Sign up Doordeer APP user account

After downloading Doordeer APP into your smart phones or tablets, You can sign up your Doordeer APP user account.

Choose [American region](#) for your APP region.

A screenshot of the Doordeer app's login and signup interface. The screen has a dark grey header with the 'doordeer' logo in white. Below the header, there are three input fields: the first contains 'info@gbfelectronics.com', the second is labeled 'Password', and the third is a dropdown menu showing 'America Region' with a blue downward arrow. A blue 'Login' button is positioned below these fields. At the bottom, there are two links: 'I have no account SIGNUP now' and 'FORGOT my password', both in green text.

3

Information for your building manager:

Give your Doordeer APP account login email address and your room unit number to your building manager, who will bind your APP login email address with your room unit number in GBF Doordeer PMS server.

EDIT room x

Building Type

Room Label

Floor

FIRSTNAME LASTNAME

DISPLAY FIRSTNAME DISPLAY LASTNAME

Contact Phone

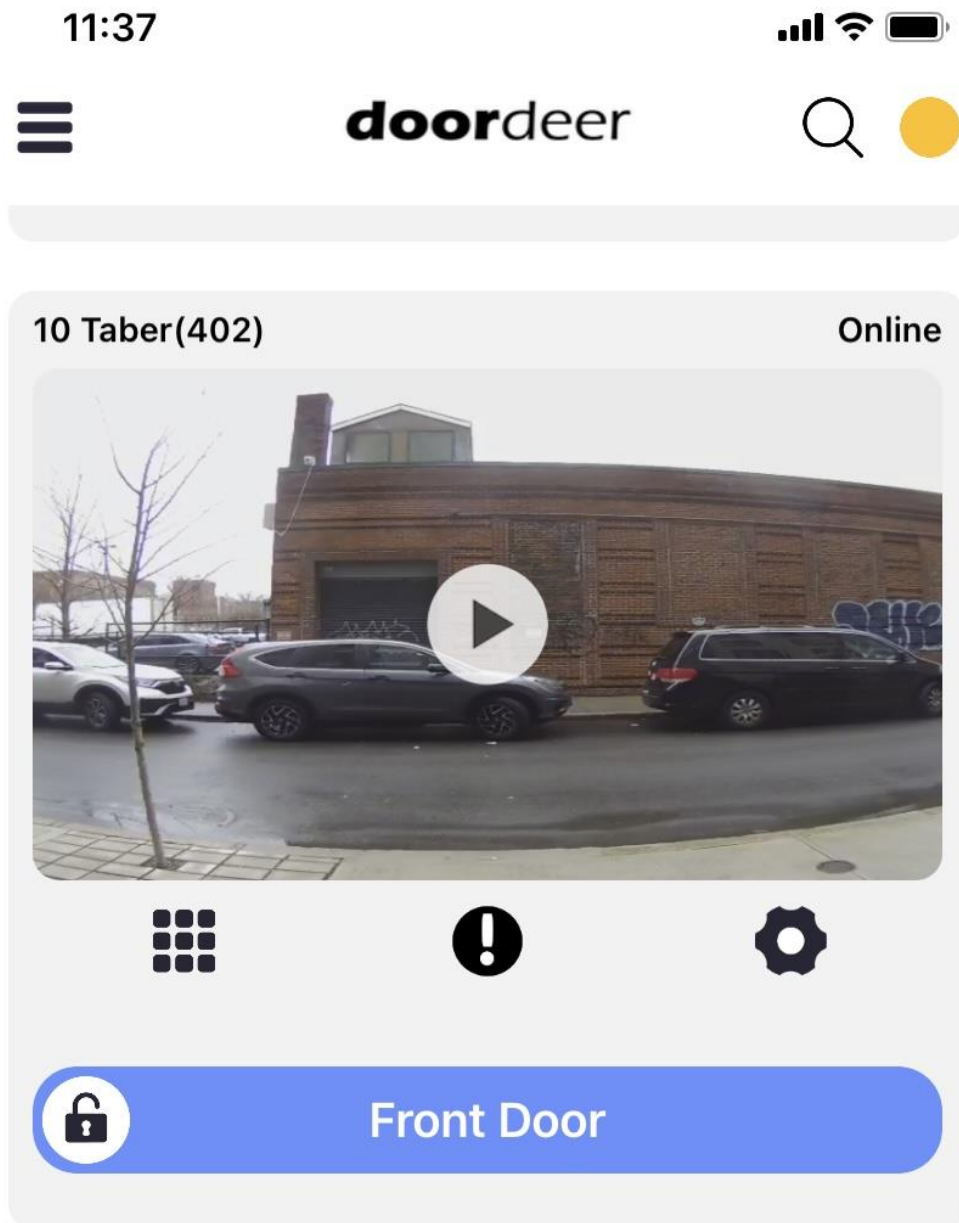
Master Account(Email)

Affiliated company

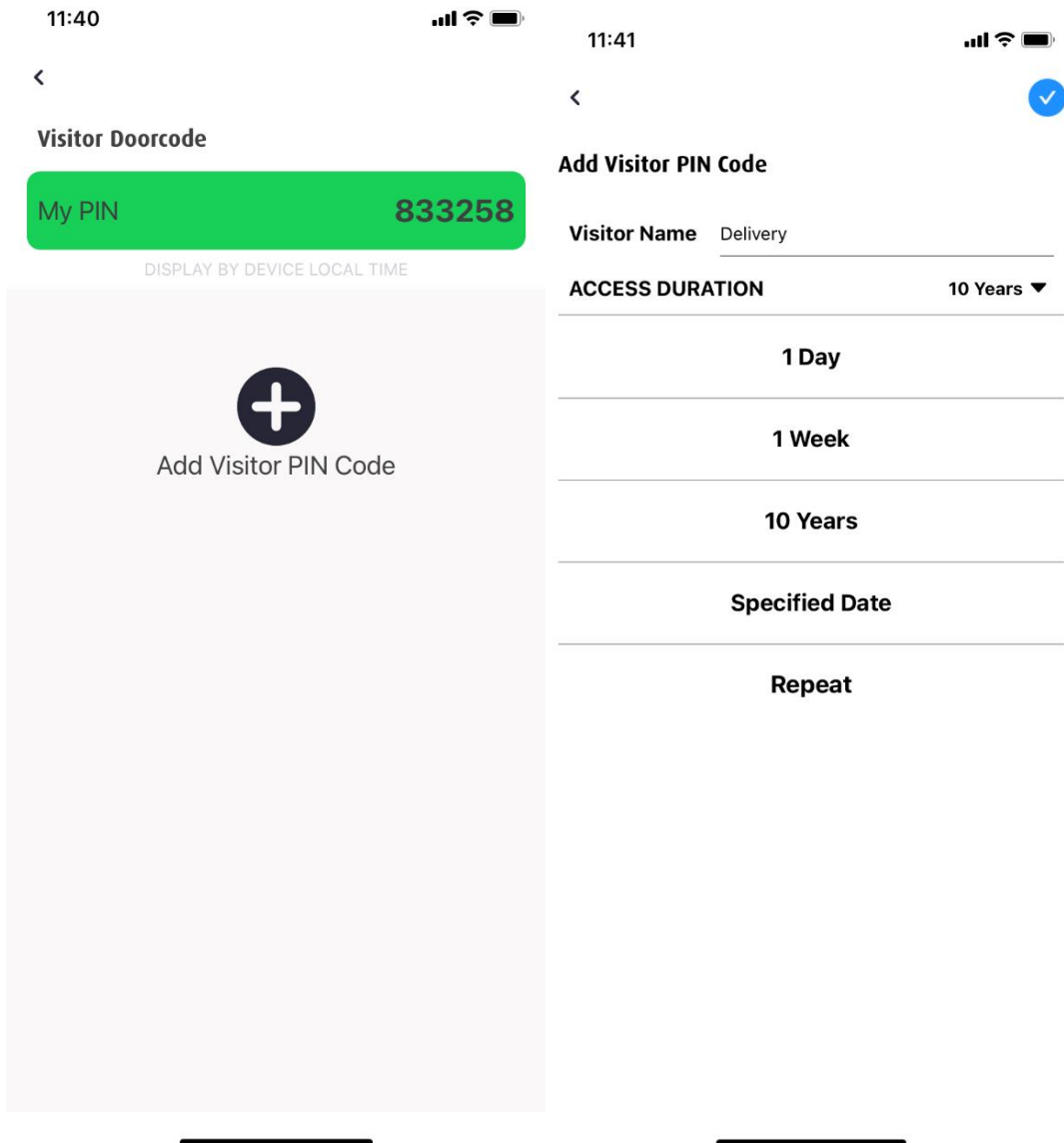
4

LOGIN Doordeer APP Account:

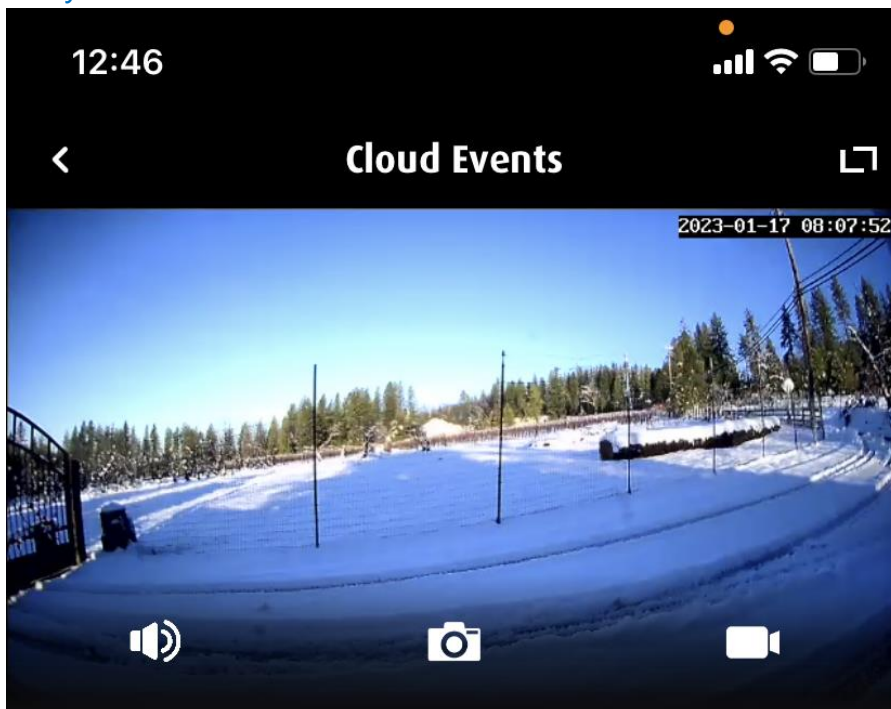
Login your Doordeer APP account, you will see your room number in your building. Under the camera live window, there are three icons which is: Access code icon, Playback history icon, and Device Setting icon.



4.1 In Access Code page, you could find your own access code for entering this building. You could create some visitors access codes by pressing "Add Visitor PIN Code" . You could share those access codes with your visitors by TEXT or email. The valid period for each visitor code could be customized.




4.2 In the playback history page, you could check all your missing calls for the last 7 days.




08:15:34

Main Gate-
[redacted]@gmail....




08:07:53

Main Gate-
[redacted]@gmail....



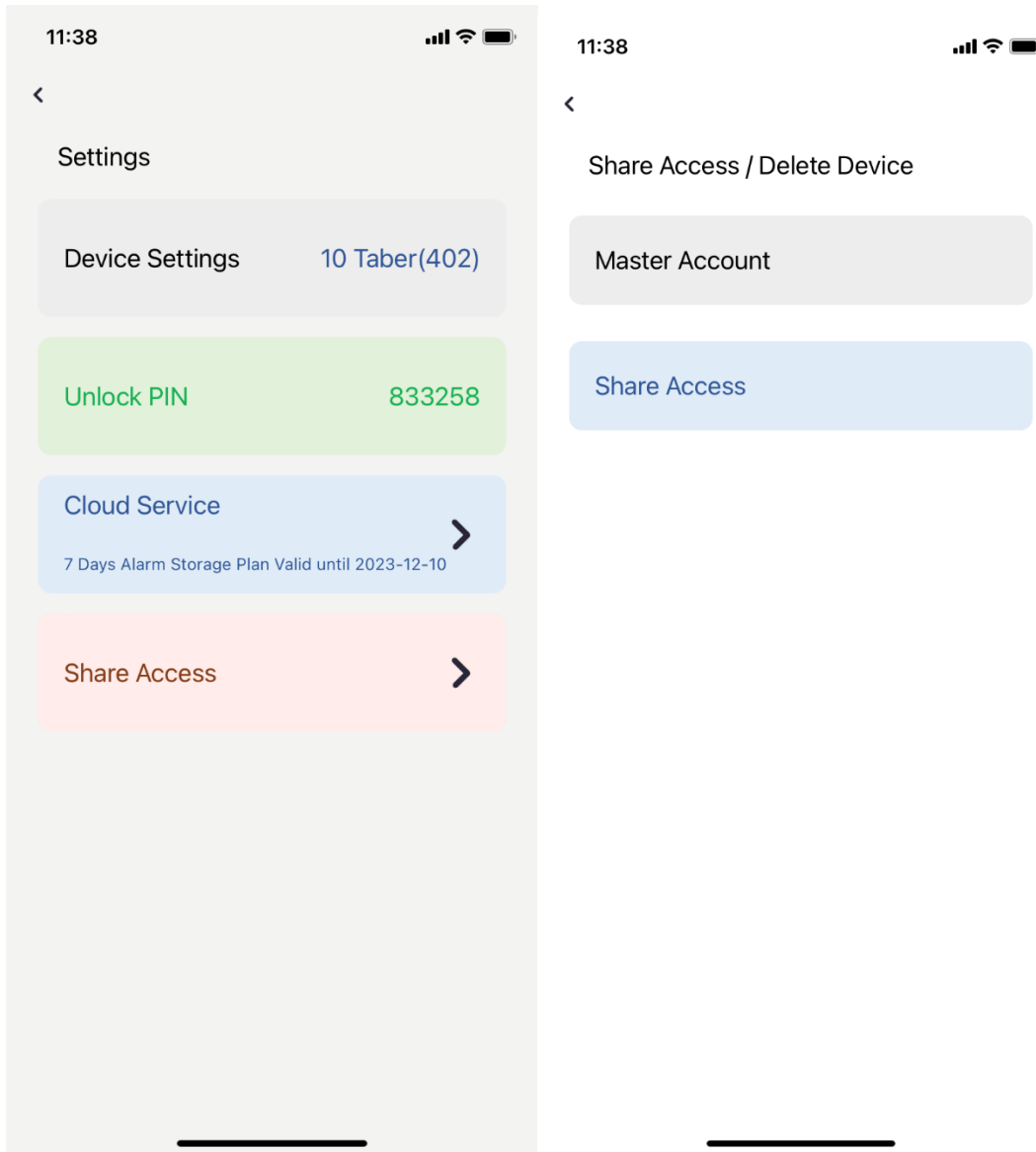
08:07:51

Main Gate-
[redacted]@gmail....



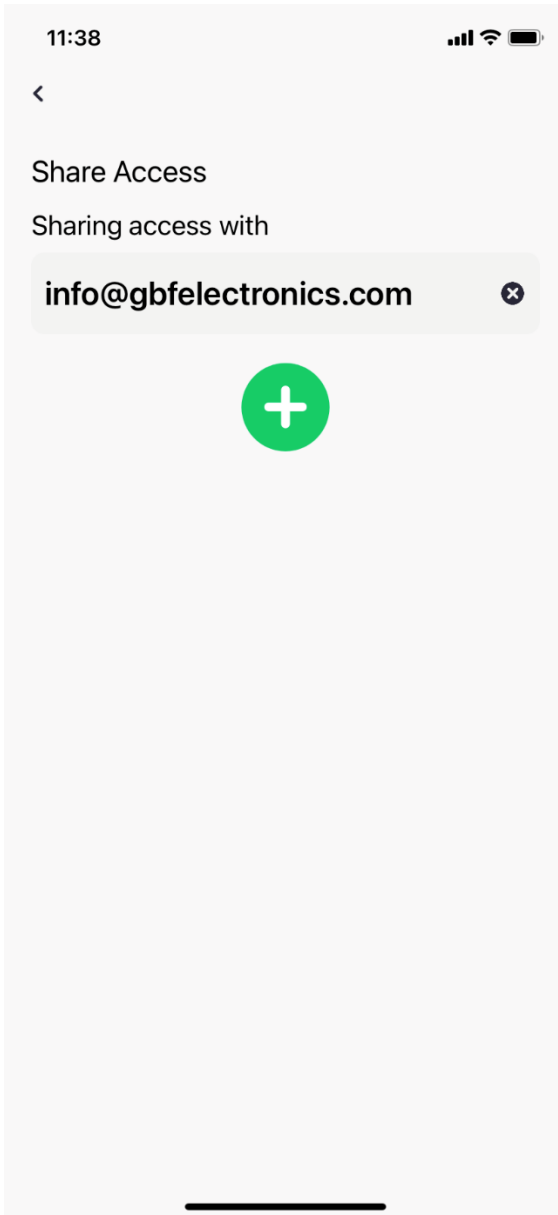
4.3 In the Settings Page, You could see your unit number in this building, and unlock pin code which this system automatically assigned to you.

Click "Share Access" , .



4.4 You could change your master account to other Doordeer APP account holder if you move out this building or rent your room to others.

4.5 Click "Share Access" in Share Access/Delete Device page, you could share the access with maximum 3 different your family members or others from your Doordeer APP account. You could remove them as well.



If you have any questions, please directly contact with GBF customer support at: **1-604-278 6896** or **1-604-285 8721**.



GBF Customer Support Contact:

Phone: 1-604-278 6896 or 1-604-285 8721

Email: info@gbfelectronics.com

URL: www.gbfelectronics.com